

2020-21 Texas Academic Performance Report (TAPR)

District Name: HURST-EULESS-BEDFORD ISD

Campus Name: MIDWAY PARK EL

Campus Number: 220916114

2021 Accountability Rating: Not Rated: Declared State of Disaster

This page is intentionally blank.

Texas Education Agency
2020-21 STAAR Performance (TAPR)
MIDWAY PARK EL (220916114) - HURST-EULESS-BEDFORD ISD - TARRANT COUNTY

Due to the cancellation of spring 2020 STAAR, 2021 and 2019 STAAR data are shown.


	School Year	State	District	Campus	African American	Hispanic	White	American Indian	Asian	Pacific Islander	Two or More Races	Special Ed (Current)	Special Ed (Former)	Continuously Enrolled	Non-Continuously Enrolled	Econ Disadv	EB/EL (Current & Monitored)
STAAR Performance Rates by Tested Grade, Subject, and Performance Level																	
Grade 3 Reading																	
At Approaches Grade Level Above	2021	67%	75%	69%	47%	90%	71%	*	83%	56%	*	67%	-	64%	80%	68%	62%
	2019	76%	83%	85%	78%	91%	88%	-	75%	100%	80%	71%	*	85%	83%	81%	83%
At Meets Grade Level or Above	2021	39%	45%	34%	13%	45%	36%	*	67%	33%	*	40%	-	34%	35%	34%	23%
	2019	45%	51%	53%	52%	50%	50%	-	50%	75%	50%	41%	*	50%	61%	46%	50%
At Masters Grade Level	2021	19%	23%	16%	7%	20%	7%	*	33%	33%	*	7%	-	19%	10%	16%	4%
	2019	27%	31%	23%	15%	18%	25%	-	25%	50%	30%	6%	*	22%	26%	18%	25%
Grade 3 Mathematics																	
At Approaches Grade Level Above	2021	62%	73%	69%	53%	65%	79%	*	83%	89%	*	67%	-	68%	70%	70%	62%
	2019	79%	84%	92%	93%	91%	88%	-	88%	100%	100%	76%	*	96%	83%	90%	92%
At Meets Grade Level or Above	2021	31%	38%	33%	0%	40%	43%	*	83%	33%	*	33%	-	28%	45%	28%	19%
	2019	49%	56%	68%	59%	64%	69%	-	63%	100%	80%	59%	*	66%	74%	62%	75%
At Masters Grade Level	2021	14%	18%	7%	0%	5%	7%	*	33%	11%	*	7%	-	11%	0%	6%	0%
	2019	25%	30%	26%	15%	18%	38%	-	50%	50%	20%	6%	*	26%	26%	18%	29%
Grade 4 Reading																	
At Approaches Grade Level Above	2021	63%	69%	55%	65%	44%	72%	-	0%	50%	57%	63%	-	60%	46%	54%	46%
	2019	75%	77%	75%	73%	86%	81%	*	83%	43%	67%	57%	*	81%	67%	72%	78%
At Meets Grade Level or Above	2021	36%	42%	26%	25%	22%	50%	-	0%	25%	0%	25%	-	35%	11%	20%	21%
	2019	44%	47%	44%	36%	29%	63%	*	83%	14%	58%	36%	*	43%	45%	40%	43%
At Masters Grade Level	2021	17%	22%	7%	5%	0%	22%	-	0%	0%	0%	13%	-	8%	4%	5%	0%
	2019	22%	22%	18%	6%	14%	25%	*	50%	14%	33%	7%	*	17%	19%	14%	17%
Grade 4 Mathematics																	
At Approaches Grade Level Above	2021	59%	66%	46%	30%	50%	67%	-	60%	13%	57%	63%	-	54%	32%	43%	46%
	2019	75%	78%	86%	91%	90%	81%	*	83%	71%	83%	64%	*	89%	83%	85%	83%
At Meets Grade Level or Above	2021	36%	41%	21%	15%	17%	39%	-	20%	0%	29%	38%	-	27%	11%	16%	11%
	2019	48%	50%	50%	42%	43%	50%	*	83%	29%	75%	36%	*	52%	48%	44%	43%
At Masters Grade Level	2021	21%	25%	11%	5%	11%	22%	-	0%	0%	14%	0%	-	13%	7%	5%	4%
	2019	28%	29%	27%	21%	14%	25%	*	67%	14%	58%	14%	*	28%	26%	22%	30%
Grade 4 Writing																	



Texas Education Agency
2018-19 Progress (TAPR)
MIDWAY PARK EL (220916114) - HURST-EULESS-BEDFORD ISD - TARRANT COUNTY

Due to the cancellation of spring 2020 STAAR, 2019 and 2018 progress data are shown.

	School Year	State	District				



Texas Education Agency
2020-21 College, Career, and Military Readiness (CCMR) (TAPR)
MIDWAY PARK EL (220916114) - HURST-EULESS-BEDFORD ISD - TARRANT COUNTY

There is no data for this campus.


Texas Education Agency
2020-21 CCMR-Related Indicators (TAPR)
MIDWAY PARK EL (220916114) - HURST-EULESS-BEDFORD ISD - TARRANT COUNTY

There is no data for this campus.

Texas Education Agency
2020-21 Other Postsecondary Indicators (TAPR)
MIDWAY PARK EL (220916114) - HURST-EULESS-BEDFORD ISD - TARRANT COUNTY


There is no data for this campus.

Texas Education Agency
2020-21 Student Information (TAPR)









Texas Education Agency
2020-21 Staff Information (TAPR)



